

PYRETHROID TEST KIT



: ชุดทดสอบสารกำจัดแมลง กลุ่มไพรีทรอยด์

By GT TEST KIT

PY

TEST KIT

: PYRETHROID TEST KIT

Detection Limit : peppers , chili = 0.4 mg./kg.

(as cypermethrin) Other vegetables & fruit = 0.2 mg./kg

Detected Compounds in PY - group

**: CYPERMETHRIN, CYFLUTHRIN, CYHALOTHRIN,
DELTAMETHRIN, ESFENVALERATE ,
FENVALERATE, FENPROPATHRIN**

- -
- *+

Equipment, glasswares & PY - reagents





- Equipment : VORTEX MIXER, WATER BATH at 35-40°C., AUTOPIPETTE 10-100 μ l., AUTOPIPETTE 100-1,000 μ l., TIMER , RACK, TEST TUBE , PASTURE PIPETTE, FORCEPS, GLASS FUNNEL, PUMP SET

- PY - Reagents compose of :
BLANK REAGENT , EXTRACT-1,
EXTRACT-2, PY-1, PY-2, PY-3, PY-4, PY-5,
PY-6, COTTON WOOL and COLUMN

PY TEST : Procedure of Testing

- Extraction – Swab the outer part of the sample pass through the Column ➡ Evaporation ➡ “**SAMPLE EXTRACT**” ➡ Testing




PY TEST : Procedure of Testing

- Testing by PY - Kit :

	BLANK TUBE	SAMPLE TUBE	
Reagents	BLANK REAGENT 250 ul.	SAMPLE EXTRACT 250 ul.	Note
PY-1	250 ul.	250 ul.	Shake & warm
<p>Insert the blank and sample tubes in to the warm water bath at 37°C (or during 35 - 40°C) for 10 minutes After 10 mins., take them out of the bath - Add reagents</p>			
PY-2	750 ul.	750 ul.	shake
PY-3	100 ul.	100 ul.	shake
PY-4	250 ul.	250 ul.	shake
PY-5	500 ul.	500 ul.	shake
PY-6	500 ul.	500 ul.	Shake & evaluate the result

PY TEST : EVALUATION

- Compare the color in the sample tube and the blank tube



Color in the tube	Result
✦ sample tube \geq BLANK	Not detected
✦ sample tube $<$ BLANK	Detected, safe
✦ No color in sample tube	Detected, unsafe ☠